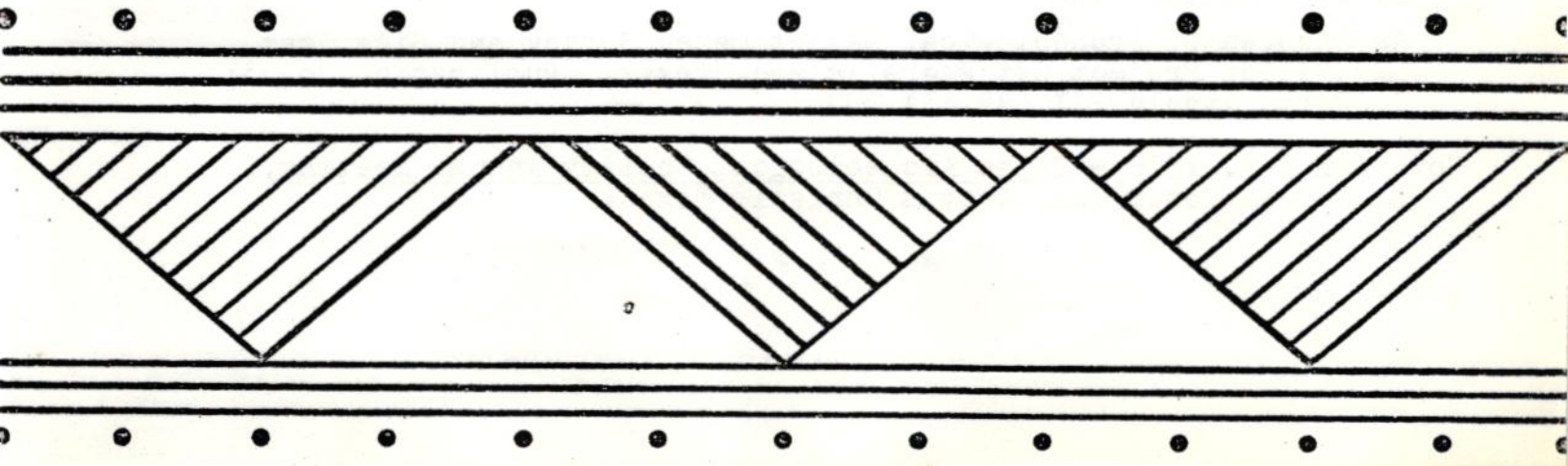


HOUSTON ARCHEOLOGICAL SOCIETY NEWSLETTER

NUMBER 60

JULY 1978



The Newsletter is published four times per year by the Houston Archeological Society. Contributions of news items, short articles and information of archeological significance should be sent to the Editor - Alan R. Duke, 1706 Oaks Drive, Pasadena, Texas 77502.

#

HAS Officers - 1977-78

Chairman - Richard Gregg, 5322 Stillbrooke, Houston, Texas 77096 - 721-4865
Sec.-Treas. - Barbara Neal, 510 Meadowlawn, LaPorte, Texas 77571 - 471-3119
Directors - Margie Fullen, Karen Faggard, Bill McClure

#

Coming Events

- August 19, 1978 - Pecos Conference, Museum of Northern Arizona, Flagstaff, Arizona.
- August 25, 1978 - TAC Exhibit, "Treasures, People, Ships and Dreams" opens at Houston Museum of Natural Science.

If you want to brush up on your underwater archeology prior to the opening of the TAC Exhibit the following publications are available from the Texas Historical Commission, P. O. Box 12276, Austin, Texas 78711. Prices include tax and postage..

Treasure, People, Ships and Dreams: A Spanish Shipwreck on the Texas Coast. Exhibit Catalog, Publication No. 4; John L. Davis \$6.75) THC

1977 Underwater Site Test Excavations Off Padre Island, Texas. Publication No. 5; J. Barto Arnold III (\$6.12) THC

Beneath the Waters of Time: Proceedings of the Ninth Conference on Underwater Archaeology. Publication No. 6; J. Barto Arnold III, Ed. (\$7 .12) THC

Conservation of Metal Objects from Underwater Sites: A Study in Methods. Publication No. 1; D. L. Hamilton (\$5.23) THC

Texas Legacy from the Gulf: A Report on 16th Century Shipwreck Materials from the Texas Tidelands. Publication No. 2; Dorris L. Olds (\$8.90) THC

An Underwater Archeological Magnetometer Survey and Site Test Excavation Project Off Padre Island, Texas. Publication No. 3; J. Barto Arnold III (\$9.43) THC

- November 3-5, 1978 - Texas Archeological Society Annual Meeting, La Quinta Motor Inn, Corpus Christi, Texas.

#

41 HR 273

This site is on the inside of a right angle bend in White Oak Bayou. Prior to alteration of the channel there was a larger loop that has been cut off. Artifacts are exposed by erosion on both sides of the present channel and in a shallow ditch on the east side of a county road. The extent of the site is at least 350 by 200 feet. The main part of the site (Area A) is on the east bank where there is about two feet of recent fill over a foot depth of dark midden soil. Below that tan silt is about five feet thick and overlies yellow clay. The part of the site on the west bank (Area B) is similar but the midden is less distinct. Area B also includes a pocket of light sandy soil containing artifacts that are in a context that predates the midden. The midden also is exposed (Area D) in a shallow ditch on the east side of a county road. A considerable part of the site is still undisturbed. Surface elevation is about 80 feet above sea level.

BONE:

Bone preservation in the midden of Area A is fair although some of the bones fall to pieces when erosion exposes them to the weather. Many of the bones have calcium carbonate deposit on the surface and some have irregular asphalt spots in no apparent pattern. About one third have been charred by fire. Reptiles and mammals are represented.

Reptile:

Eighty fragments of carapace and plastron of turtles weigh 46 grams. At least three individuals of the box turtle (*Terrapene* sp.) are in the collection. One bone has a blue-green stain that may be due to fire. J.B. Wheat reported similar turtle bones in 'Addicks Dam Site', River Basin Surveys Papers No. 4, 1953. Three small bones have been altered by drilling holes. The 1.2 mm. hole in Fig. 30, CC. does not go all the way through. The 1.4 mm. hole in EE. goes through and the 0.9 mm. hole in DD. penetrates the bone longitudinally. These holes were probably drilled for the purpose of lacing the plastron to the carapace as would be necessary to use the turtle shell as a rattle.

Mammal:

A few mammal bones can not be identified as to species. One of these has been altered to produce a shape that may be a bead but could be a representation of an animal or a spirit being. Five views are shown in Fig. 30, FF. The 'eye' is drilled on only the left side, (dia. = 1.1 mm.). The 'tail' looks remarkably like the same part of the deer bones in Y. and Z. There are faint markings that may have been more distinct when the object was made.

The white-tailed deer (*Odocoileus virginianus*) is the only mammal that could be identified. Fragments of bones of legs and jaws are included but no other parts of the animal are represented. At least 42 fragments of bones that were broken for marrow or tool fabrication weigh 142 grams. These include 3 mandible fragments and many ends of long bones.

One mandible fragment including several teeth weighs 39 grams because of a heavy coating of calcium carbonate. Thirteen other teeth, some with attached bone fragments, weigh 33 grams.

Twenty-nine other deer bones which show butchering marks or have been altered

41 HR 273

Bone Artifacts:

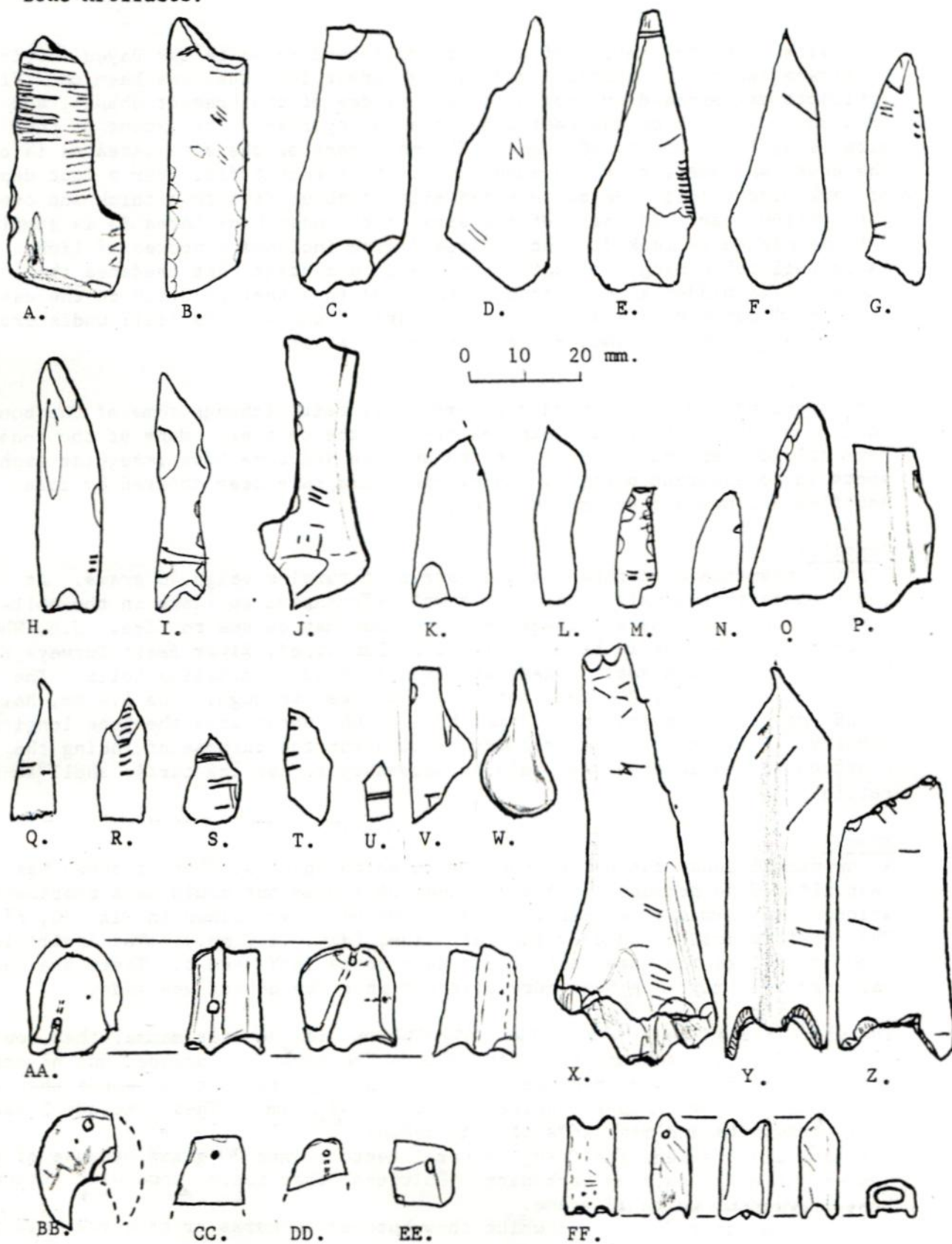


Figure 30

WOB-68

41 HR 273

weigh 85 grams and are shown in Figure 30. Nine have been cut by a sharp object as would happen in skinning or fleshing the bones (E.J.M.N.R.S.X.Y.Z.). None of these cuts fit any pattern that could suggest decoration. Ten have been abraded by a rounded tool or have been used to smooth other objects (A.B.G.H.I.Q.T.V.Y.Z.). Item A. has been subjected to far more abrasion than the others. Two of the bones have grooves made by a flat tool or a rats teeth (L.U.).

Eight have caliche deposits on surfaces (C.B.D.F.H.I.K.P.). Six have irregular asphalt spots (C.F.L.Z.CC.DD.). Two of the bones have been altered by flaking to produce sharp edges (C.M.). Two have had the lateral edges reduced leaving an irregular constricted area (B.I.).

Some of the breaks have sharp edges (C.E.H.N.X.) and some have been smoothed to rounded edges (B.F.G.K.O.P.Q.W.Y.Z.). Some of the tools were shaped or sharpened by cutting grooves crossways (E.R.).

The distal tips of 9 have been used as awls or some such tools and have been somewhat dulled from use (D.F.G.H.Q.R.V.W.Y.). The entire exterior of Z. and J. appear to have been smoothed. K. was burned after use. Only four of the bones still have the full cross-section of the original bone (A.X.Y.Z.).

Y. and Z. have been deliberately shaped and have the interior smoothed.

Four views of a distal end of a metatarsal bone are shown in AA. Three holes have been drilled into the bone. Only one hole goes all the way through and it was made with a drill about 1.8 mm. in diameter. The holes are not in a discernable pattern and they probably relate to the missing bone parts. It may have been a pendant or part of a figurine that had something such as feathers inserted in the holes.

Item BB. is probably a pendant made from a metatarsal bone. It may even be part of Item AA. It is perforated by a 1.8 mm. hole at the location of the natural depression. The etched surface appears deliberate but it may be due to natural erosion.

CERAMICS:

The collection includes 282 sherds of pottery vessels. Total weight is 1400 grams. One sherd is an unidentified engraved ware, four (1+%) are San Jacinto Plain and the rest are Goose Creek Plain.

Unidentified Engraved: (1) (Fig. 31, A.B.)

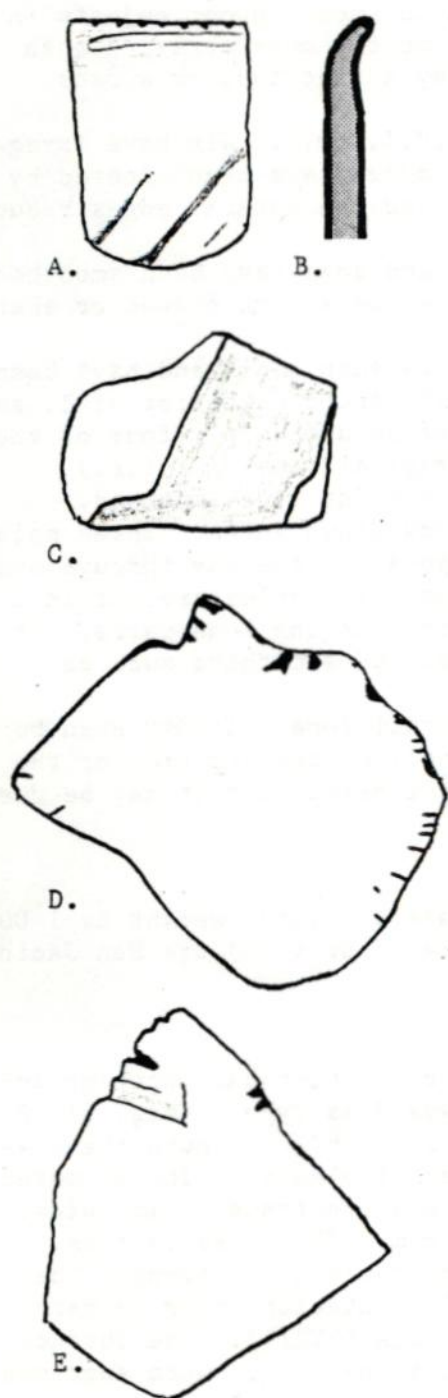
One sherd of this type was found in Area B. The rim, which has interior and exterior thinning with outward flare, is here classed as Type 9 (Fig. 31, B.). Thinning of the rim was accomplished by dragging some object around the exterior, just below the rim, while the paste was still plastic. The diameter of the vessel at the rim is 150 mm. The lip has small notches (1 mm. wide, $\frac{1}{2}$ mm. deep) at 3 to 4 mm. spacing, normal to the rim. Thickness is 6 mm. The paste has fine sand grains but no other apparent tempering agent. The exterior color is dusky yellowish brown (10YR2/2). Interior color is dark yellowish brown (10YR4/2). Core color is olive black (5Y2/1). The surface is smooth and is harder than most local wares. Diagonal lines were engraved with a sharp edged tool after firing (Fig. 31, A.).

San Jacinto Plain: (4)

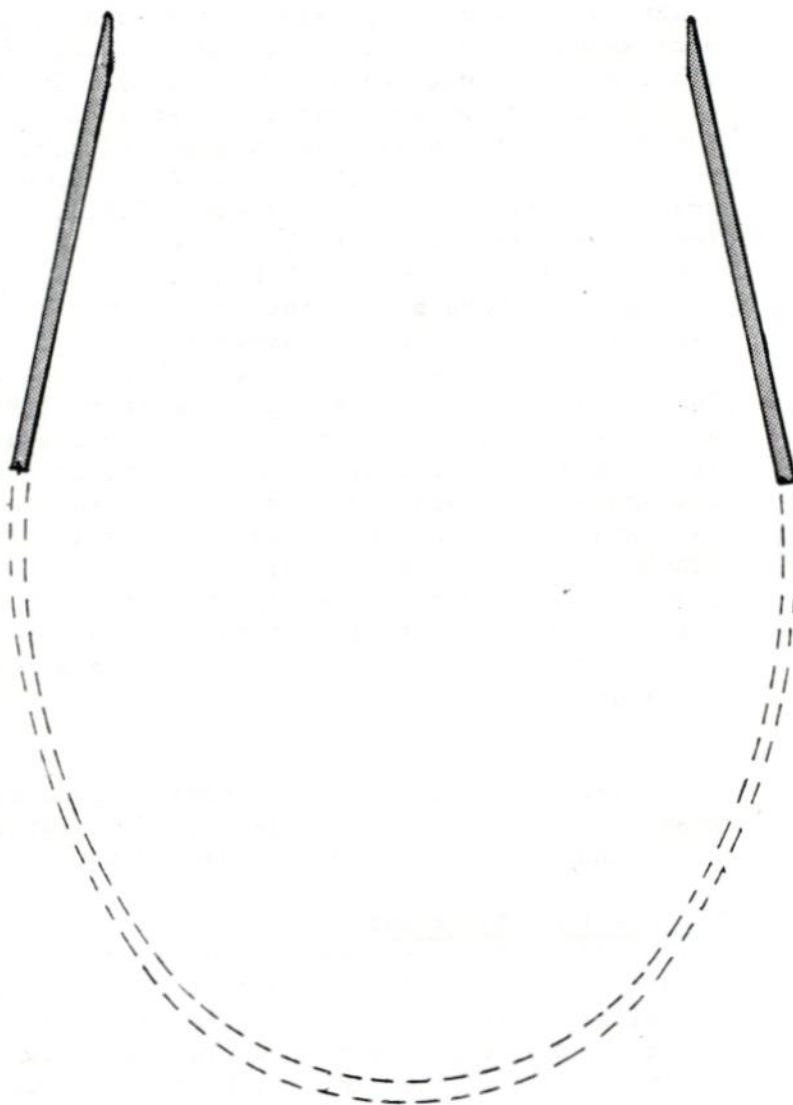
Two plain body sherds were found in each of Areas A and B. Color, paste, and consistency are typical. Thickness varies from 4 to 7 mm.

41 HR 273

Ceramics:



0 10 20 mm.



F. Probable vessel shape

0 20 40 mm.

Figure 31

WOB-70

41 HR 273

Goose Creek Plain: (277)

Area A had 148 sherds of Goose Creek Plain wares that weighed 540 grams. Area B had 40 sherds and Area D had 89. Color, paste, and consistency are typical.

Two body sherds from Area B have asphalt coating on the interior. A few of the other sherds have small spots of asphalt on the surface. One body sherd from Area B may be an intrusive ware as it appears to have been decorated with some unidentified dark material that penetrates the sherd 0.3 mm. The decorated area has well defined edges and may be part of a pattern (Fig. 31, C.). The sherd is light brown (5YR5/6) with dark yellowish brown (10YR4/2).

Thickness of 254 body sherds varies from 3 to 9 mm. with an average of 5.7mm. The thinner sherds are eroded and the actual thickness would have been somewhat greater. One body sherd has vertical and horizontal curvature with a diameter of 130 mm. A few sherds have diameters of 150 mm. but most have less curvature.

Three bases are rounded with thickness increasing one or two mm. Maximum thickness is 7 and 8 mm. Interior curvature of the bases has a diameter of 150 mm.

Of the 20 rim sherds, 12 are Type 2; 5 are Type 1; and one each are Types 4, 5, and 8. Thickness varies from 5 to 7 mm. with an average of 5.8 mm. One Type 1 rim has broad (6 mm.), shallow (1 mm.) notches spaced at 7 mm. One Type 2 rim has smaller notches that are 1½ mm. wide, 1 mm. deep, spaced at 5 mm. In both the notches are normal to the lip.

One rim and one body sherd have been drilled. One hole is 8 mm. on the exterior, 6 on the interior, and has a 5 mm. minimum opening. The other is 5 mm. on the exterior, 4 on the interior, and has a minimum opening of 3 mm. Bit angle of the drill used was about 45°.

Two sherds were altered after being broken. They are illustrated with the altered part uppermost. Figure 31, D. was abraded in two places leaving concave notches. Other grooves were made with a smaller object. Grooves on the sherd in Fig. 31, E. suggest that it was intended to be suspended. These altered sherds may be art objects or they could have been used to smooth or sharpen other objects.

One Type 2 rim sherd has evidence that the pot had been patched before it was fired. An egg shaped knot of material is at the rim showing that a glob of clay had been added after the original set. It was wedged into the dry clay leaving protrusions on each side and above the lip. The lump is 35 by 20 mm, and is twice the thickness of the sherd (9 mm.). This same sherd was glued to a matching body sherd giving a piece large enough to help estimate size and shape of the original pot. The diameter at the rim is 150 mm. and the diameter at 128 mm. lower is 215 mm. with no vertical curve between. All body sherds from the site had rounded bases, and this is assumed to have been the same for the pot. The probable shape of the vessel is shown in Figure 31, F. at half scale. All of the sherds from the site would fit the same shape although one would be from a smaller vessel and a few would have larger mouths.

OTHER FIRE-HARDENED MATERIAL:

Clay Chunks:

Five amorphous chunks of fire-hardened clay were found. Weight is 17 grams.

Archeological Sites 41HR207, 208, Harris Co., Texas - L. W. Patterson

This article summarizes surface finds to-date on sites 41HR207 and 41HR208 in inland Harris County, Texas. These are two small sites located about one-half mile apart on the bank of an old stream bed. Both sites are located on level, sandy ground in generally wooded areas, typical of stream banks in this area. Materials available for subsistence would also have been typical of this general area, including deer, small animals (rabbit, turtle, squirrel, raccoon, etc.) and a variety of seasonal plants. Scattered artifacts were found over an area somewhat larger than 100 feet diameter on site 41HR207. The area of site 41HR208 appears to be at least 50 feet in diameter.

Site 41HR207 seems to have Woodland and late prehistoric occupation components. The Woodland period (roughly AD 100 to 600) is possible represented by a Pandora dart point (Figure 1), and the late prehistoric is indicated by a serrated arrow point tip and an unfinished Perdiz arrow point manufacturing failure. Suhm and Jelks (1962:233) give a time range of 2000 BC to AD 1000 for Pandora points, and this occurrence in Harris County may show some influence from the central Texas coast. One piece of Goose Creek sandy paste pottery was found. Occupation of this site probably started some time after AD 100 (Aten 1971:Fig 10).

Other lithic materials found on site 41HR207 include 25 split and 3 whole flint pebbles, mostly 25 to 35 mm in diameter. One small crude polyhedral core was found. Seven small smooth pebbles, 14 to 20 mm in diameter, may have been used for rattles (Aten and others 1976:41). There were 36 thick flint chips recovered, 15 to 35 mm square, and 4 quartzite hammerstone fragments. One small flake graver was found. A prismatic blade industry is indicated by 2 possible blade core fragments and 3 well made microblades, with widths of 10 to 11 mm. One small finely retouched flake was found, which could have had possible use as a side-blade for a compound arrow point.

Site 41HR208 seems to represent one or more late prehistoric occupations. A projectile point base and a Bassett type arrow point were recovered. The Bassett point is crude as it is made on flint that received too much heat treating. Three small Goose Creek potsherds were found. One small unifacially retouched point was recovered, which could have had use as an arrow point, and there are two less definite possibilities of this type.

Other materials found on site 41HR208 include 1 shell fragment, a flat slab sandstone abrader, 1 fired clayball, 1 quartzite hammerstone fragment, a small crude polyhedral core and one small smooth pebble (not native to this area). Four small prismatic blades were found, with widths from 10 to 16 mm.

Collections of irregular shaped flint flakes from the two sites are as follows:

Size, side of square, mm	41HR207		41HR208	
	No.	%	No.	%
6 to 8	7	9.0	25	32.8
8 to 10	14	17.9	8	10.5
10 to 12	4	5.1	13	17.1
12 to 14	12	15.4	5	6.6
14 to 16	8	10.3	10	13.2
16 to 18	8	10.3	5	6.6
18 to 20	14	17.9	5	6.6
20 to 25	7	9.0	5	6.6
25 to 30	4	5.1	-	-
	78	100.0	76	100.0

It may be seen that there are no really large flint flakes. Also, flake sizes tend to be smaller on site 41HR208, which has only late prehistoric components. The trend toward smaller flint flakes on later sites has been discussed previously (Patterson 1976:Fig 5). I currently feel that this is more than just due to making smaller size projectile points in later time. This trend may also be due to changes in lithic raw material procurement and processing patterns. More finished forms of raw materials may have been imported to sites in later times. Even fairly large points can be made from trimmed flakes without generating much large size debitage. Heat treating of flint is indicated on both sites by the usual criteria of potlid fractures, reddish discolorations and waxy luster.

These two small sites probably represent seasonal occupations by nomadic peoples with a hunting and gathering lifeway. Due to poor preservation of bone and wood materials, a complete description of local subsistence activities can not be obtained. However, as I have previously mentioned in this Newsletter, it is still important to report small sites such as these to reconstruct prehistoric settlement patterns and whatever other details that can be determined from the limited evidence obtained from archeological sites.

References

- Aten, L.E. 1971 Archeological Excavations at the Dow-Cleaver Site, Brazoria County, Texas, Texas Archeological Salvage Project, Technical Bulletin No. 1
- Aten, L.E. and others 1976 Excavations at the Harris County Boys' School Cemetery, Texas Archeological Society, Special Publication No. 3
- Patterson, L.W. 1976 Technological Changes in Harris County, Texas, Bulletin of Texas Archeological Society 47:171-188
- Suhm, D.A. and E.B. Jelks 1962 Handbook of Texas Archeology, Type Descriptions, Texas Archeological Society, Special Publication No. 1

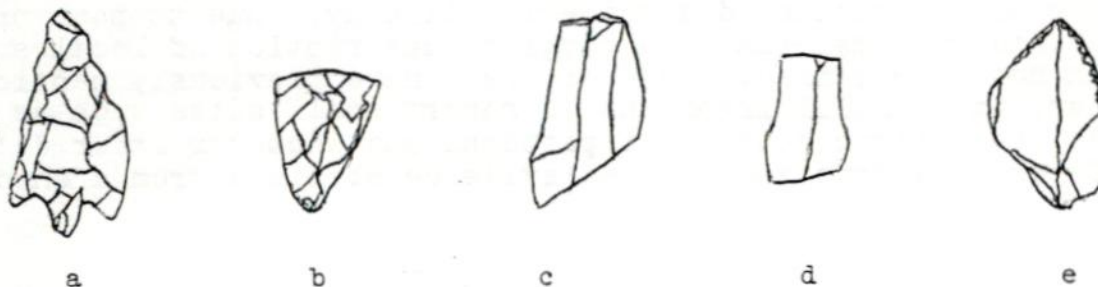
Editor's Note:

Lee Patterson has written an excellent paper on lithic technology intended for the beginning student - Lithic Technology: A Primer.

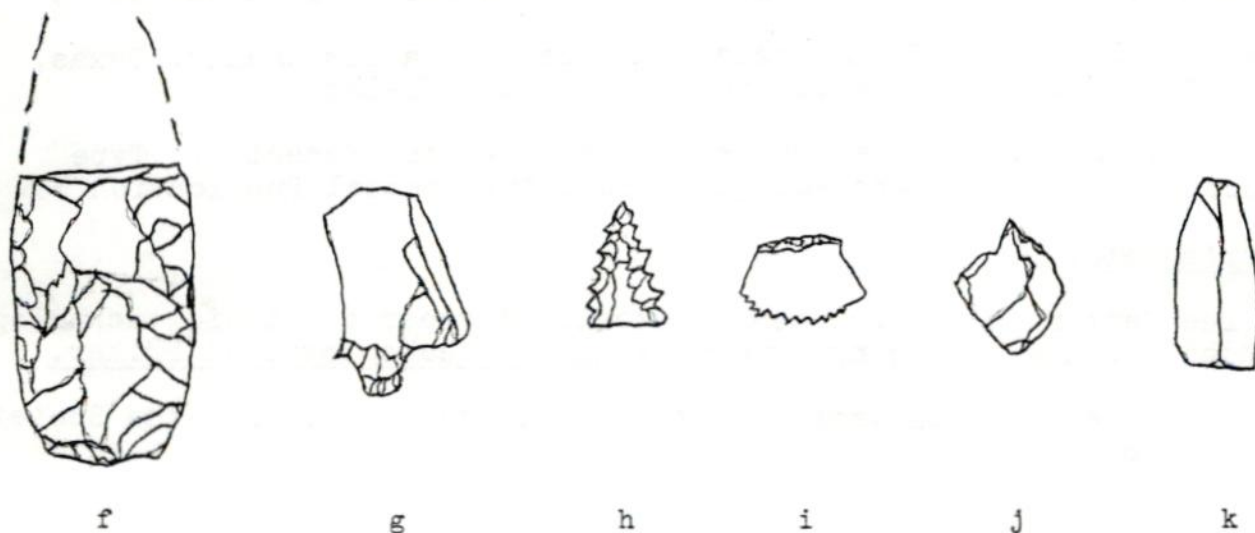
This special publication of the HAS is available from the Society for \$2.00 per copy.

Figure 1
Lithic Artifacts

Site 41HR208



Site 41HR207



41HR208: a - Bassett point, b - projectile point, c, d - prismatic blade fragments,
e - unifacial point

41HR207: f - Pandora point, g - Perdiz point manufacturing failure,
h - arrow point tip, i - possible side-blade, j - flake graver,
k - microblade

All artifacts shown actual size.

Bibliography for Beginners

Pam Wheat has provided us with an annotated bibliography on North American archeology for use by students and young amateur archeologists. All these books can be found at the main Library in Houston and can be requested at branch libraries. This bibliography is intended for use with "Evidence of the Past" - a slide presentation for loan or purchase from the Texas Archeological Society and can be supplemented with other films or filmstrips. A list of the films will be published in a future issue of the Newsletter.

Baldwin, Gordon Curtis AMERICA'S BURIED PAST. N.Y. G.P. Putnam's Son, 1962 192pp.

Aimed at students with emphasis on text rather than illustrations.

Baldwin, Gordon C. CALENDARS TO THE PAST: HOW SCIENCE DATES ARCHEOLOGICAL RUINS. N.Y. Norton and Co., Inc. 1967 139pp.
Excellent details on dating techniques. Good index.

Baldwin, Gordon C. THE RIDDLE OF THE PAST: HOW ARCHAEOLOGICAL DETECTIVES SOLVE PREHISTORIC PUZZLES. N.Y.: Norton and Co. 1965. 150pp.
Answers the how and why of digs. Clear presentation with warning to amateur.

Braidwood, Robert J. ARCHEOLOGISTS AND WHAT THEY DO. N.Y. Franklin Watts Inc., 1960. 181pp.
Heavy and more scholarly than some. Mostly text with few illustrations. Explains the different types of archeology. Good index.

Brennan, Louis A. THE BURIED TREASURE OF ARCHAEOLOGY. N.Y. Random House. 1964. 248pp.
Lengthy but varied text. Many examples of sites in North America. Good sources and references listed.

Burland, C.A. ADVENTURING IN ARCHAEOLOGY. N.Y. F. Warne and Co., 1963. 64pp.
Last section "to the young archaeologist". Contents: Hunters, Farmers, Stone to Metal. Good illustrations.

Cleator, P.E. EXPLORING THE WORLD OF ARCHAEOLOGY. Chicago: Children's Press, 1966. 141pp.
Readily available. Survey of many areas - classical, Nile, Greek and Americas.

Daugherty, Charles Michael. THE GREAT ARCHAEOLOGISTS. N.Y. Thomas Y. Crowell, 1962. 140pp.
Short chapters about many men who have worked. Good suggestions for further reading.

Elting, Mary and Franklin Folsom. ARCHEOLOGY IN THE AMERICAS. Irvington on Hudson, N.Y. Harvey House, 1960. 160pp.
Good material on North American sites. Suggested books, magazines, films and maps.

Folsom, Franklin. SCIENCE AND THE SECRET OF MAN'S PAST. Irvington on Hudson, N.Y. Harvey House, Inc. 1966. 192pp.
Good text with many illustrations. Interesting chapters on strata, Ice Age, and clues of archeology.

- Fortiner, Virginia. ARCHAEOLOGY AS A HOBBY. Maplewood, N.J. C.S. Hammond and Co., 1962. 47pp.
Brief and sketchy explanations but some catchy illustrations which appeal to younger students.
- Glubok, Shirley. ART AND ARCHAEOLOGY. N.Y. Harper and Row, 1966. 48pp.
Excellent classical photographs. Many exciting aspects of archeology and puzzles to be solved.
- Gringhuis, Dirk. THE BIG DIG: A FRONTIER FORT COMES TO LIFE. N.Y. The Dial Press, 1962. 36pp.
Excellent story of the mechanics of a historical situation. Traced the development of a project in Mich.
- Jessup, Ronald. THE WONDERFUL WORLD OF ARCHAEOLOGY. Garden City N.Y. Doubleday and Co., Inc. 1968. 96pp.
Good classical information. Excellent photographs with detailed captions. 26 pages of glossary.
- Lipetzky, Jerry. DIG: A SIMULATION OF THE ARCHEOLOGICAL RECONSTRUCTION OF A VANISHED CIVILIZATION. Lakeside, Ca., Interact, 1969. (Interact, Box 262, Lakeside, Ca. 92040).
Can be adjusted to be used with elementary students although aimed at jr. high. Competing teams create secret cultures, make artifacts and bury them to be excavated by opposing team.
- Lynch, Valerie. EXPLORING THE PAST. N.Y. J. Day Co., 1969. 48pp.
Good and interesting details on Archaeology. Where how and why answered.
- Moffett, Robert K. GOING ON A DIG: A GUIDE TO ARCHAEOLOGICAL FIELD WORK. N.Y., Hawthorn Books, Inc., 1975. 107pp.
Good information described as "a lively introduction focusing specifically on work in which young people can participate". More descriptive than how-to.
- Rice, Marion J. THE DEVELOPMENT OF MAN AND HIS CULTURE: OLD WORLD PREHISTORY. Publication no. 31, Anthropology Curriculum Project. Athens, Ga. University of Georgia, March, 1966. Pupil Text Grade Five.
Excellent chapters on archeology. Emphasis on methods, sites, excavation, dating, reports, and warning.
- Scheele, William E. THE EARLIEST AMERICANS. N.Y. World Publishing, 1963. 61pp.
Good illustrations on points and weapons in language students can understand. Descriptions on layers and significant finds.
- Schmandt-Bessert, Denise. ARCHAEOLOGY, Austin, Texas: Steck-Vaughn Co., 1974
Text and good photographs introduce methods used by archeologists. Classical examples mixed with Texas with frequent use of Tex. Arch. Survey photographs.
- Shannon, Terry. STONES, BONES AND ARROWHEADS. Chicago, Whitman and Co., 1962. 32pp.
Colorful and simple. Begins with fossils but includes many artifacts, especially finds which children have made.